
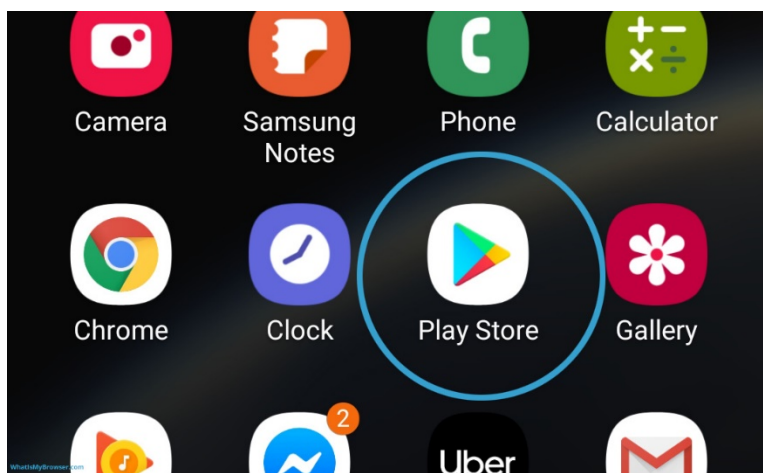


Student Email (Gmail) on Portable Devices (Smart phones etc)


Hopefully this guide will be beneficial and help some parent and students in accessing online work from emails. This is all new to some and we are happy to help provide support as much as we can. This guide is using the Google email application (Gmail) as it is the most accessible option to use on mobile devices for student emails.

Access student email on Android/Apple Device:

Step 1: Navigate to the Play Store on your android device or navigate to the Apple store on iPhone



Step 2: Using the search bar on Play Store, or the search bar on the App store, search for the Gmail app



Step 3: Using the link on the Play Store/App store download the Gmail app.

Step 4: Once downloaded Open up the App and you will be presented with a login screen (you may need to click on 'Sign in')

Step 5: Login to your Gmail account using your school email StudentLogin@education.nsw.gov.au for example:

John.Smith1@education.nsw.gov.au

Step 6: Once signing in with this account you will be re-directed to the student portal login screen, here you will need sign in again using your school login details for example:

Username : John.smith1

Password: Pass123

Step 7: After you have signed in, the Gmail app may ask to push notifications out. This is optional, but is recommended to say Allow.

Emails will then sync to your phone and you will be able to access your student emails.